

Internet Technician Report X

On The Stevens County Crossroads on the Columbia Digital Archive

For March 2012

By Joseph Barreca

This is the 10th report in this series and the 17th month of archiving activity. (To read previous reports, visit <http://crossroadsarchive.org/about/documents/project-progress>.)

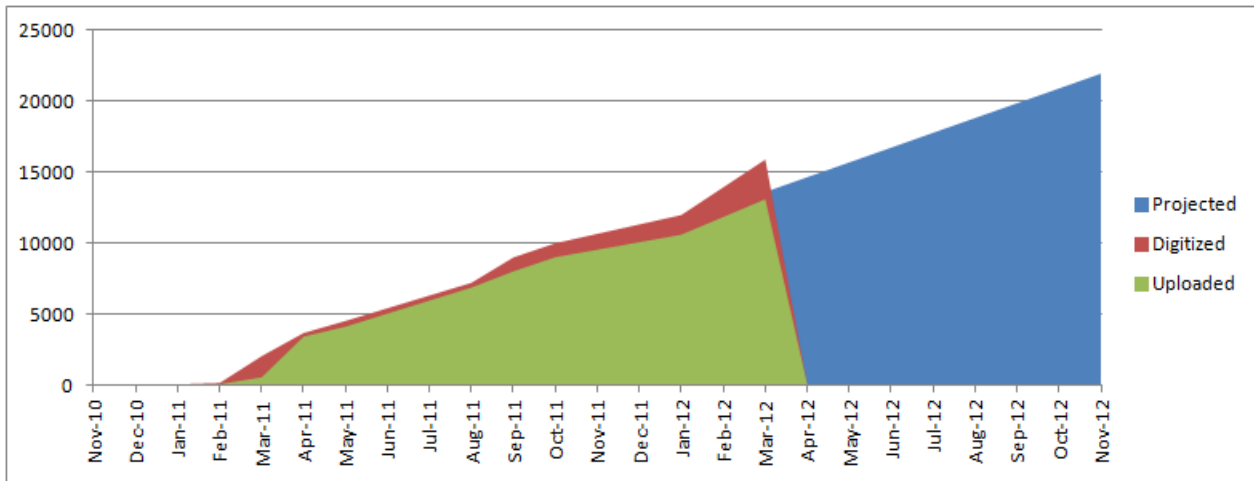
The following chart shows the status of organizations, images and dollars in the original grant.

Agency or Organization	Agreement	Scanned	Posted	Paid
Chewelah Historical Center	Yes	5790	5765	7169.21
Clayton Historical Society	Yes	470	470	0
Colville National Forest	Yes	382		NA
City of Colville	Yes	0		0
City of Marcus	No	0		0
Hunters Museum	Yes	2128	2128	2498.88
City of Kettle Falls (Library)	Yes	1152	1142	NA
Kettle Falls Historical Center	Yes	317	47	0
Loon Lake Historical Society	Yes	1165	832	0
Little Pend Oreille Wildlife Refuge	No	187		NA
Northeast Wash. Genealogical Society	Yes	441	441	495.94
Northport Historical Society	No	0		0
Park Rapids (Private)	Yes	448	448	NA
Panorama Gem and Mineral Club	Yes	367	367	NA
Private Contributions	Yes	1403	1403	
Stevens County Historical Society	Yes	966		0
Spokane Tribe	No	0		0
Springdale Rodeo	Yes	7		0
Tiger Historical Center	Yes	657	252	0
Unaccounted	No	195	195	0
US Park Service	No	0	0	NA
Valley Historical Society	Yes	0	0	0
Total		16075	13490	
Goal		22,000	22,000	\$10,164.05
Remaining Count		5,925	8,510	\$19,835.95
Remaining Percentage		27%	39%	66%

This chart needs a little explanation. It follows up on the initial list of museums we planned to backup with some minor substitutions. The numbers were assigned to individual museums based on the number of image files stored on one of our redundant 3 terabyte (3TB) drives. We also have a list of items that have been uploaded to the Omeka archive at CrossroadsArchive.net. We have 11,770 items on that list but it includes as single items a series of PDF files that have multiple pages in the totaling 1330. So the real number of uploaded items is 13,100, or 60% of the projected 22,000. Of those items we can count 16,075 on the 3TB. That leaves 195 items not accounted for. There may be differences between the two drives.

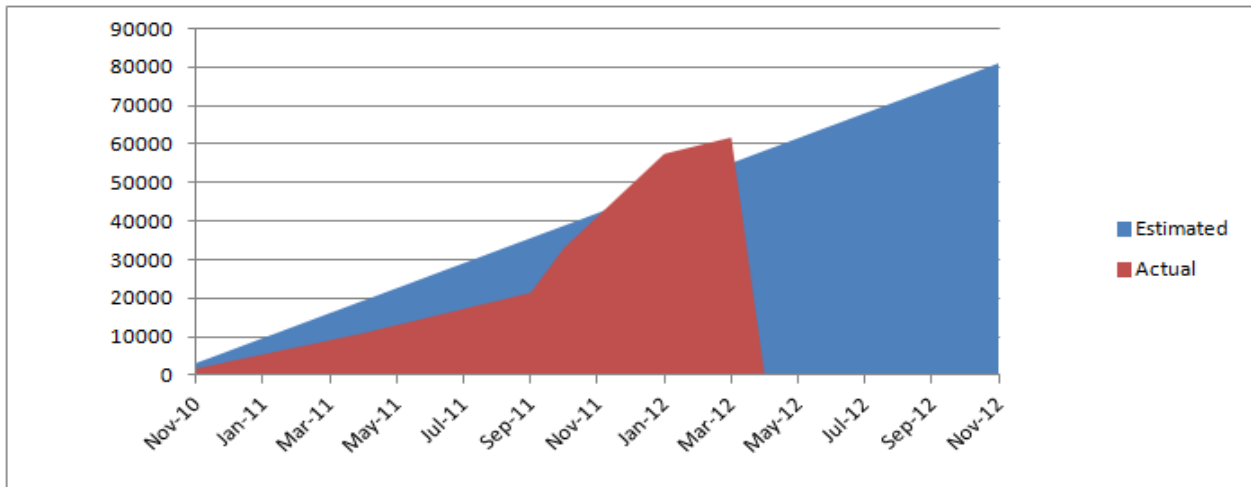
Progress Charts

Digitizing:



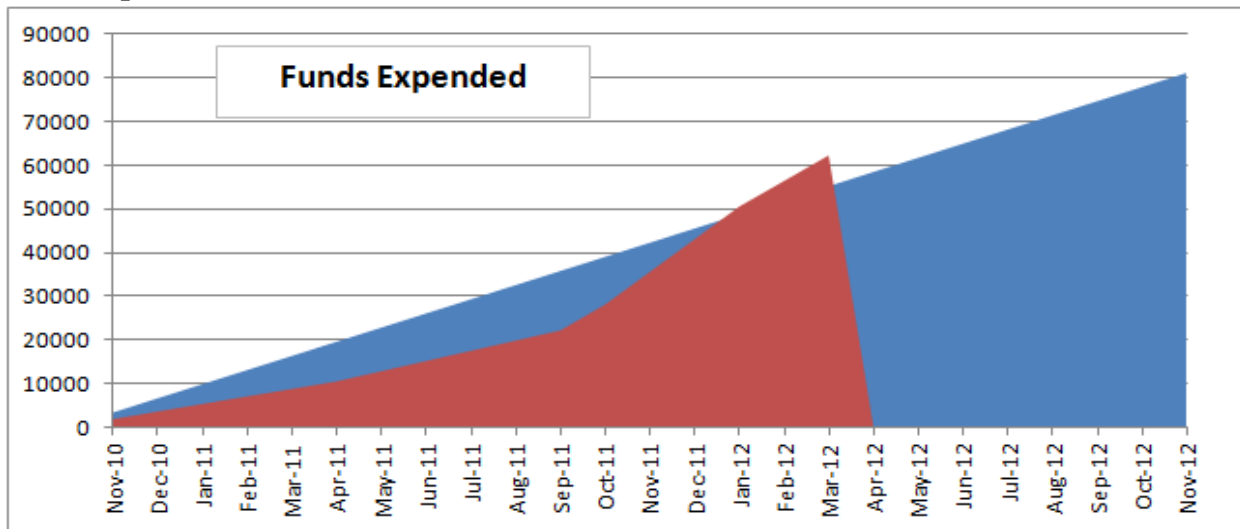
[Digitizing is ahead of schedule and uploading is on schedule]

Contributions:



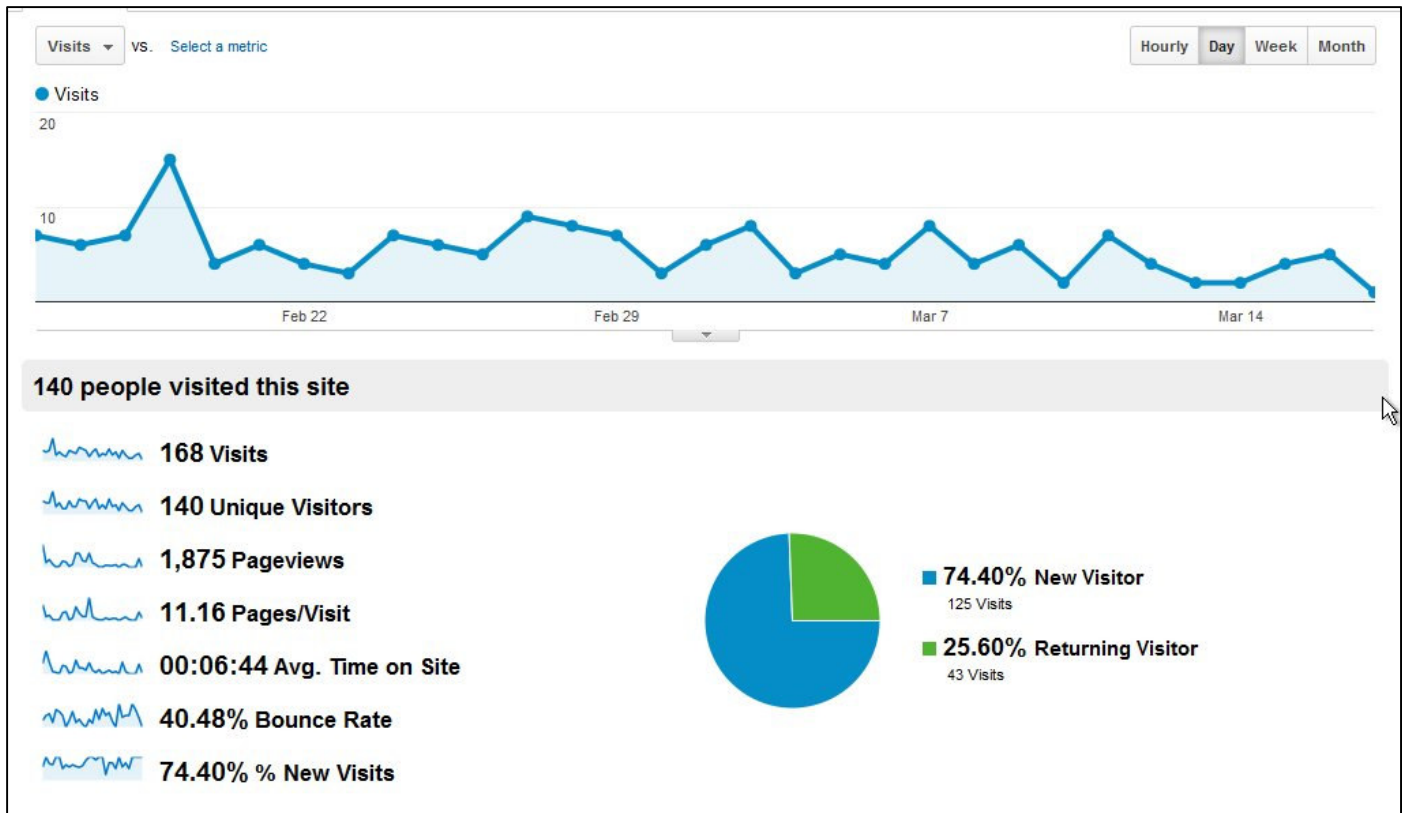
[Contributions are ahead of projections.]

Expenditures:



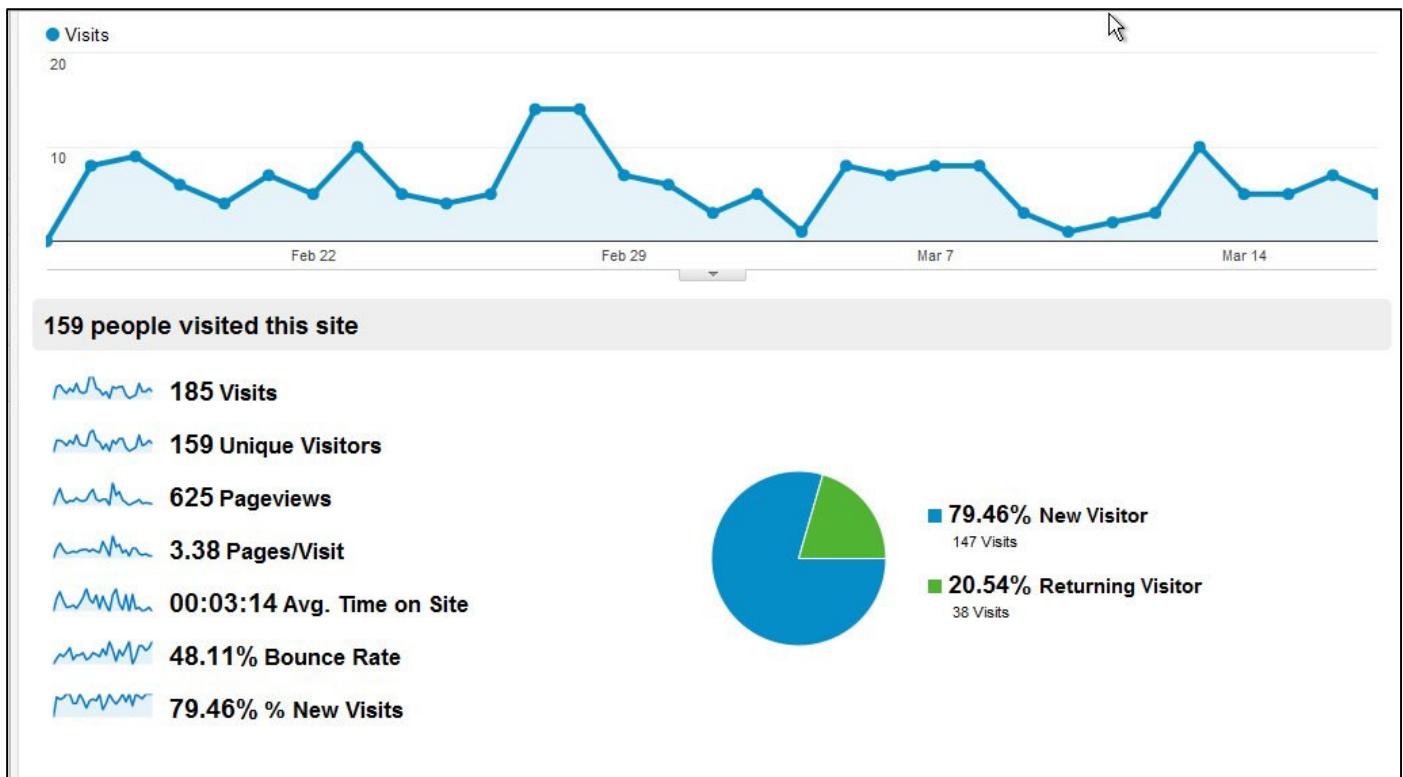
[Expenditures are above projections but in line with contributions.]

Website Activity on CrossroadsArchive.net



[The CrossroadsArchive.net site has been getting viewer visits but more pages per visit.]

Website Activity on CrossroadsArchive.org



[The CrossroadsArchive.org site has more visitors who stay a shorter time.]

Website activity has not been escalating. Our team could do a lot more to promote the websites. This will become more critical after the period of the grant when the websites and continuation of the project will depend on contributions and possibly advertisements through the website. The Heritage Network is planning to coordinate activities around a series of themes in the years to come. The themes will often tie into local business activities such as logging, fishing and orchards. This may provide opportunities to get support from local businesses.

Another activity that we are investigating is participation in several volunteer rewards programs at the state and federal level. This will give us a chance to recognize our local volunteers and advertise what we have been doing to the community.

Our websites offer a host of features that were not envisioned in the original grant design. The index of names that links back to the items in the archive now has 37,366 entries. So there are over 3 name links to each item in the archive. This feature had been a boon to genealogists and should continue to attract activity for years to come. We also have a series of maps which now include interactive Google maps that can expand quite a bit as we develop new themes and interpretation of the data we are collecting. Since the primary objective of the project is preservation, we are concentrating on those activities and will target interpretive activities in the next phase.

An interesting spinoff of what we have learned is that the two Internet Technicians, Sue Richart and Joseph Barreca have been selected to present a workshop on embedding metadata in images at the annual convention of the Washington Museum Association this June in Seattle.

Challenges:

Now that the project has been in operation for some time and many different organizations have been involved, we have accumulated not only a wide array of material for the archive, but access to and requests for preservation of materials that do not strictly fall into the project's priorities. Things such as: newspaper clippings, downloaded images from ancestry.com, material recently written about historic events etc. These may prove advantageous to researchers if they are available in the same archive, but they present problems with copyright, and duplication of material on different sites.

Inevitably we are also running out of time and money compared to the material that remains to be digitized. Many different kinds of collections have been started within this archive and almost all of them could continue to expand ad infinitum.

The project needs to undergo a metamorphosis from a data-gathering entity dependent on this Preserve America grant to a self-sufficient activity that bolsters the public profile and income of the participating organizations and is in turn supported by them. It has already helped energize and organize many of them. Some however are still reluctant to have us provide Internet access to images of their material fearing that they will lose research income. Over time we will see if that proves true or that the archive actually increases research activity and income for those who fully participate.